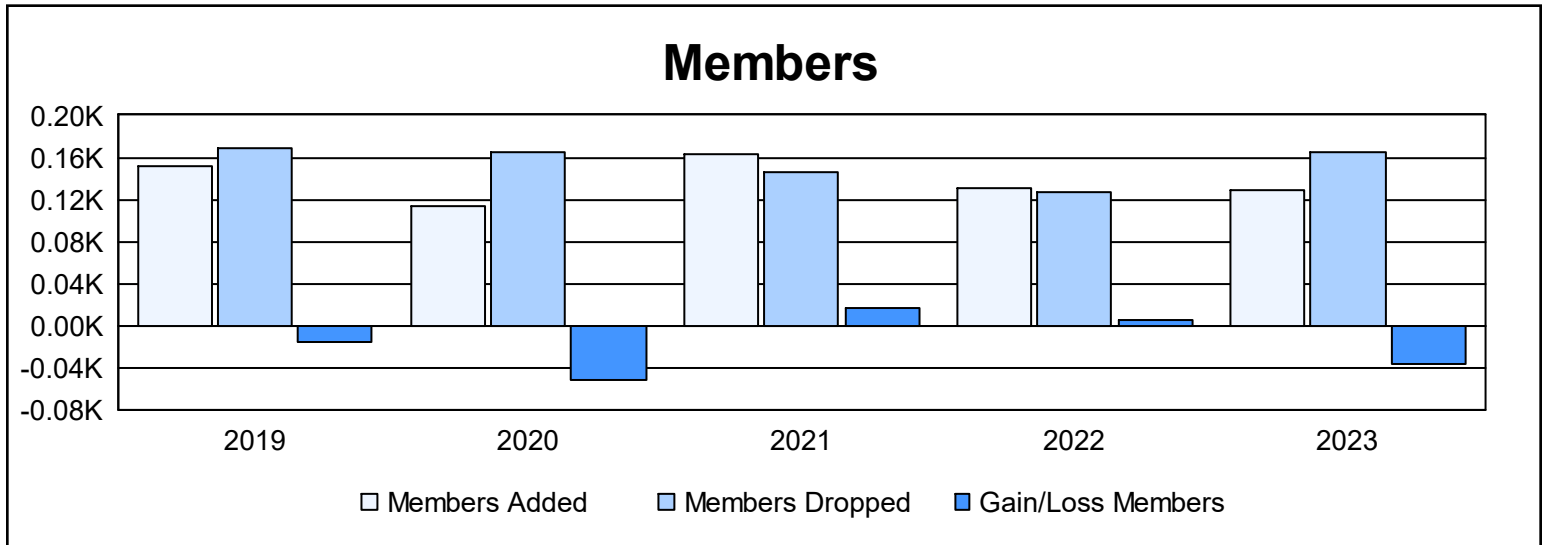
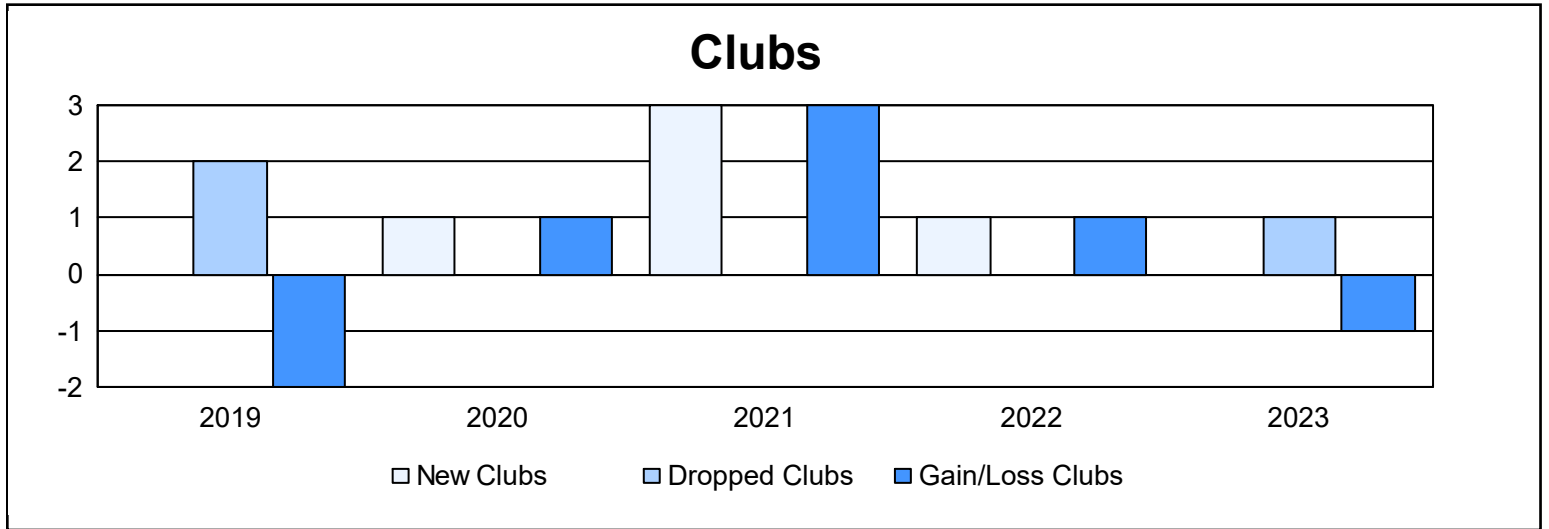
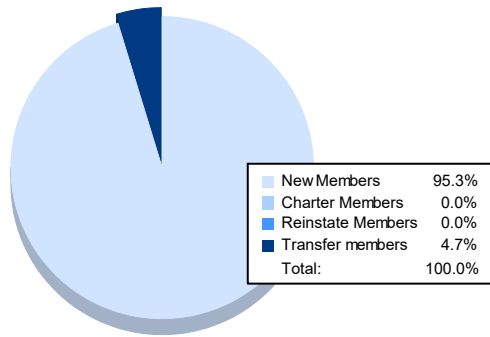


| Year | New Clubs | Dropped Clubs | Gain/Loss Clubs | New Members | Charter Members | Reinstate Members | Transfer Members | Total Member Added | Total Members Dropped | Gain/Loss Members |
|----------------|-----------|---------------|-----------------|-------------|-----------------|-------------------|------------------|--------------------|-----------------------|-------------------|
| 2018-2019 | 0 | 2 | -2 | 118 | 0 | 0 | 34 | 152 | 168 | -16 |
| 2019-2020 | 1 | 0 | 1 | 83 | 23 | 4 | 4 | 114 | 165 | -51 |
| 2020-2021 | 3 | 0 | 3 | 74 | 83 | 2 | 3 | 162 | 146 | 16 |
| 2021-2022 | 1 | 0 | 1 | 99 | 23 | 2 | 7 | 131 | 126 | 5 |
| 2022-2023 | 0 | 1 | -1 | 122 | 0 | 0 | 6 | 128 | 165 | -37 |
| Average | 1 | 1 | 0 | 99 | 26 | 2 | 11 | 137 | 154 | -17 |



Membership Composition June 2023 Cumulative



Gender Composition June 2023 Cumulative

